

# **St. Aubin Questionnaire**

## **Deputy Sarah Ferguson**

### **Parking issues in St Aubin Survey 2007/8**

17<sup>th</sup> January 2008

**DATA COLLATED & REPORT PREPARED BY**

**FIRST RESEARCH**

Offices E9 & E10, Elizabeth Terminal, La Route de Port Elizabeth, St. Helier JE2 3NW  
Telephone: 840841 Fax: 840841 Email: [bob@firstresearch.net](mailto:bob@firstresearch.net) Website: [www.firstresearch.net](http://www.firstresearch.net)

# **TABLE OF CONTENTS**

**Data supplied**

**Resident or visitor**

**Section 1 - Residents of St. Aubin only**

**Section 2 - Visitors to St. Aubin only**

**Section 3 - Residents and Visitors**

**Appendices**

Question 20 responses

## Data Supplied

The questionnaire was designed and printed by Deputy Ferguson. The questionnaire was distributed to all addresses in St Brelade that receive the parish newsletter. Those completing the questionnaire could either post or hand deliver the completed questionnaire to the Parish Hall or use a posting box at Communicare.

First Research, an independent local market research and data processing company, has checked all received questionnaires, analysed the data and produced this “top-line data” report.

The questionnaire contained three sections:

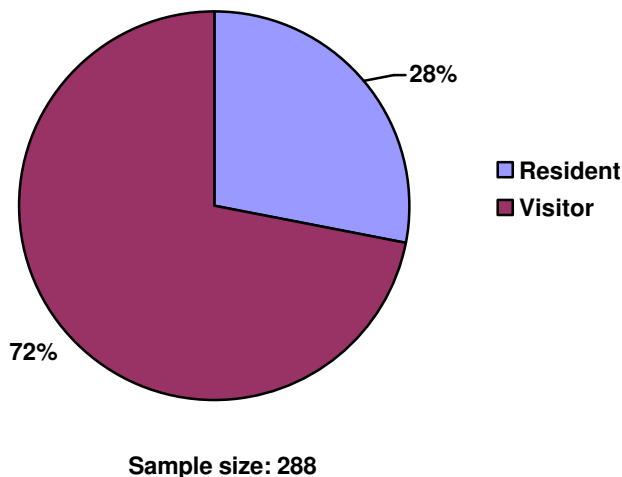
Section 1 asks questions of “Residents of St. Aubin only”

Section 2 asks questions of “Visitors to St. Aubin only”

Section 3 asks questions of both Residents and Visitors.

## Resident or Visitor

Of the 288 questionnaires returned and collated 81 were from residents and 217 were from visitors.

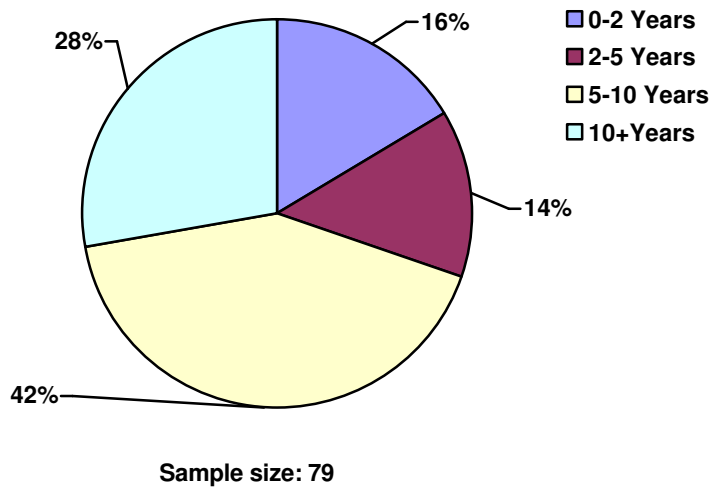


# Section 1 “Residents of St. Aubin only”

## Question 1. How long have you lived in the village?

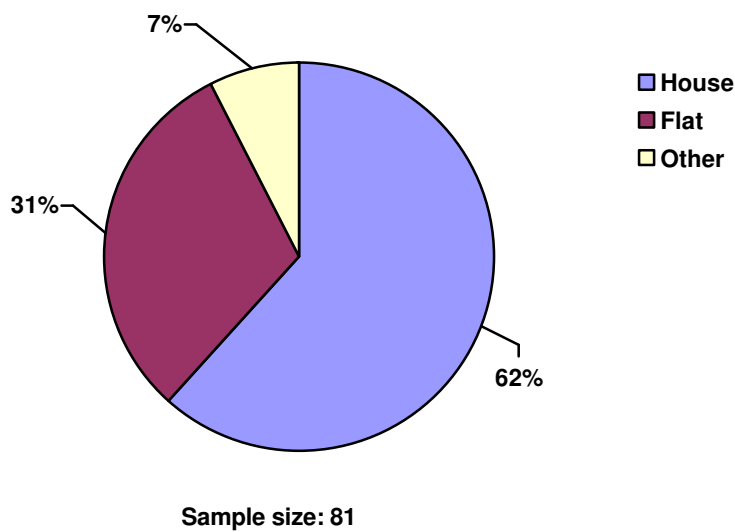
Of the 81 residents, 79 answered the question with the result being an average of 16.7 years.

The following chart shows a breakdown of the sample answering this question:



## Question 3. Do you live in: A House? A Flat? Other?

All of the 81 residents responding answered this question. 62% stated that they lived in a house, 31% in a flat and 7% other.

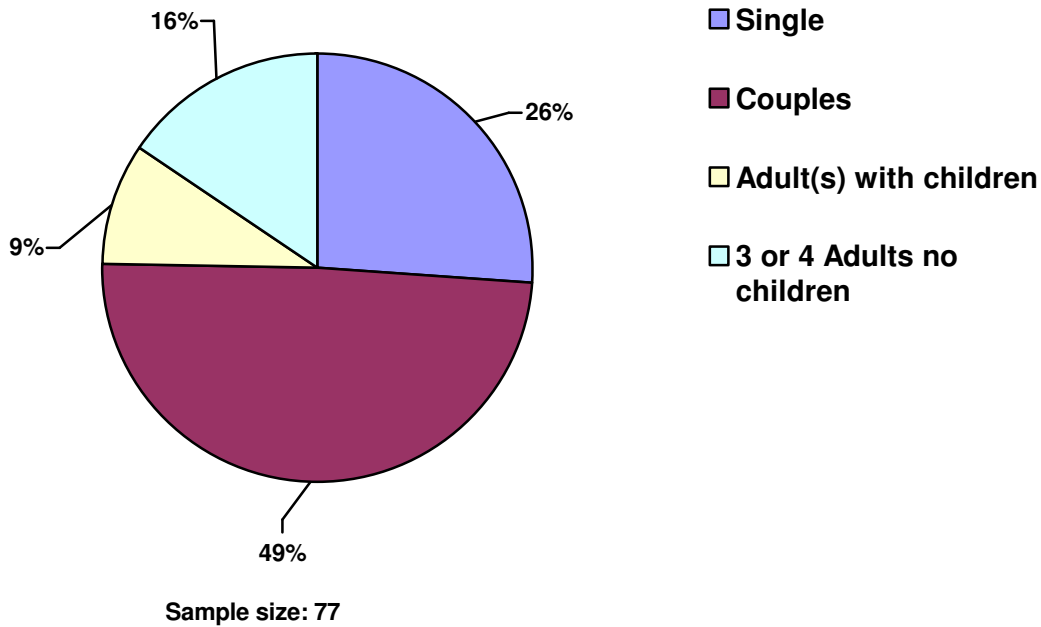


**Question 4. How many are there in your family?**

Adults = over 16

77 of the 81 respondents answered this question. Almost half (49%) were couples (two adults only), 26% were single, 16% were 3 or 4 adults and 9% were households with one or more child under 16.

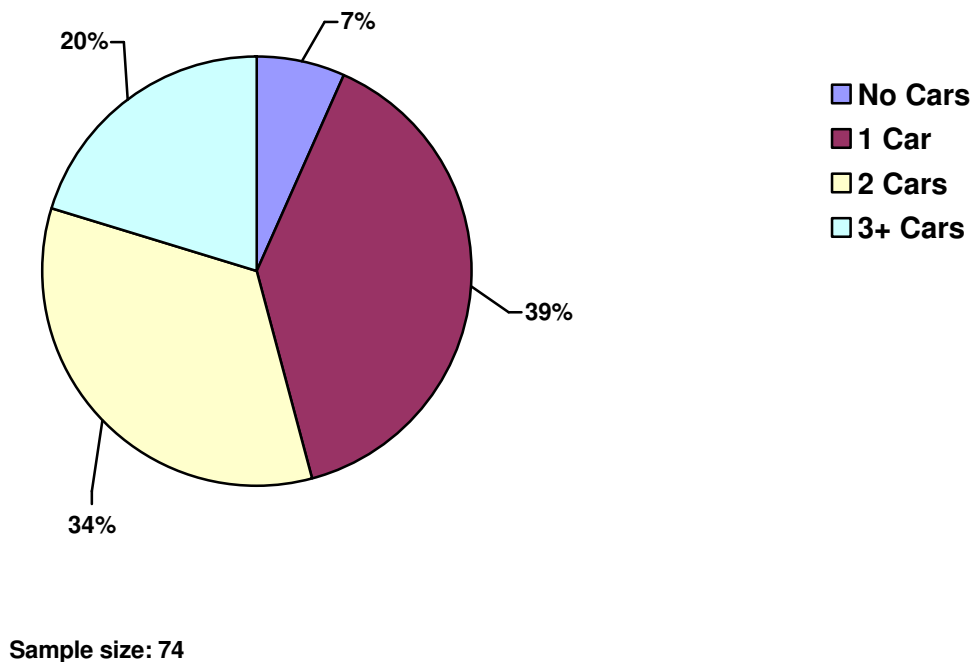
Overall the average household in the sample comprised of 2.14 people including children.



**Question 5. How many cars are there in your household?**

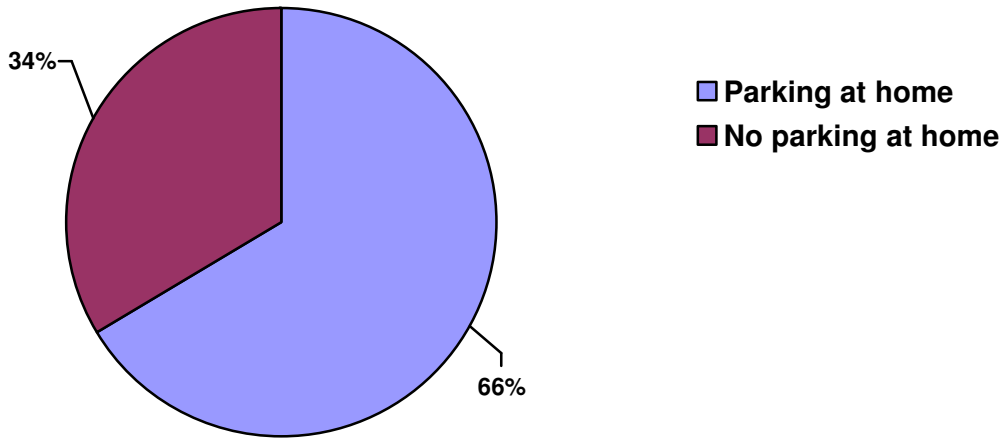
74 of the 81 respondents answered this question. 39% had one car, 34% had two cars, 20% had 3 or more cars, with 7% having no car.

Overall the average household in the sample had 1.70 cars.



**Question 6. Do You have parking at your home? (eg, in your driveway and not in the public road)**

80 of the 81 respondents answered this question. 66% had parking at home and 34% had no parking at home.

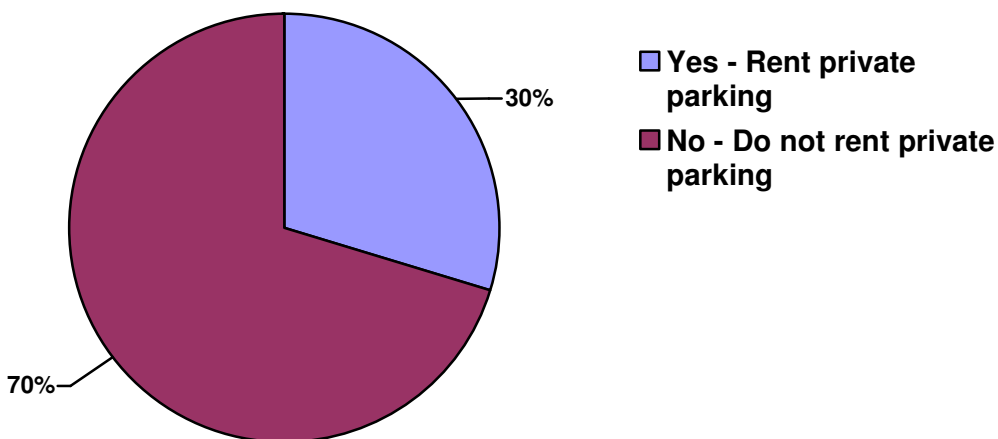


Sample size: 80

**Question 7. If you do not park at your home, do you rent private parking?**

All of those stating that they had no parking at home in question 6 (27 respondents) answered this question with 30% stating that they did rent private parking as opposed to 70% that did not.

This is a small sample size and caution should be exercised when interpreting this data.

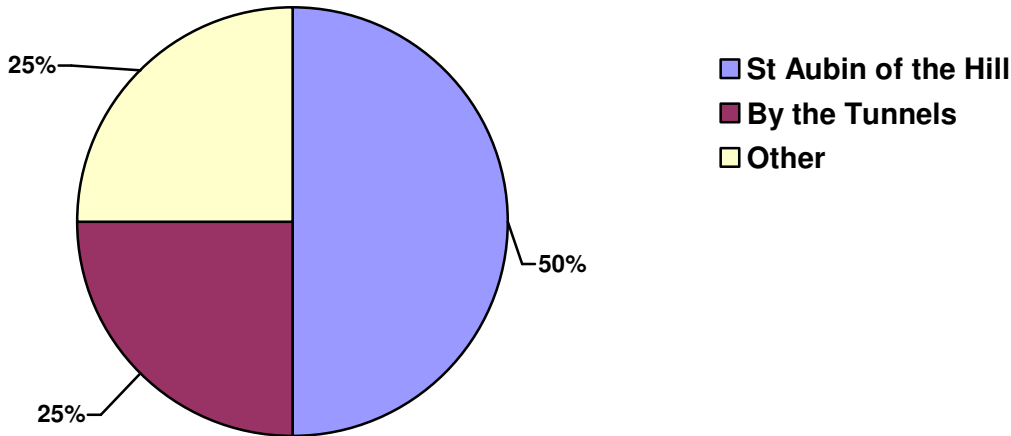


Sample size: 27

**Question 8. If yes to Question 7 (do you rent private parking?). where?**

All those stating that they rented private parking in question 7 (8 respondents) answered this question with 50% (4) stating that they rented private parking at St Aubin of the Hill, 25% (2) by the Tunnels and 25% (2) elsewhere.

This is a small sample size and caution should be exercised when interpreting this data.

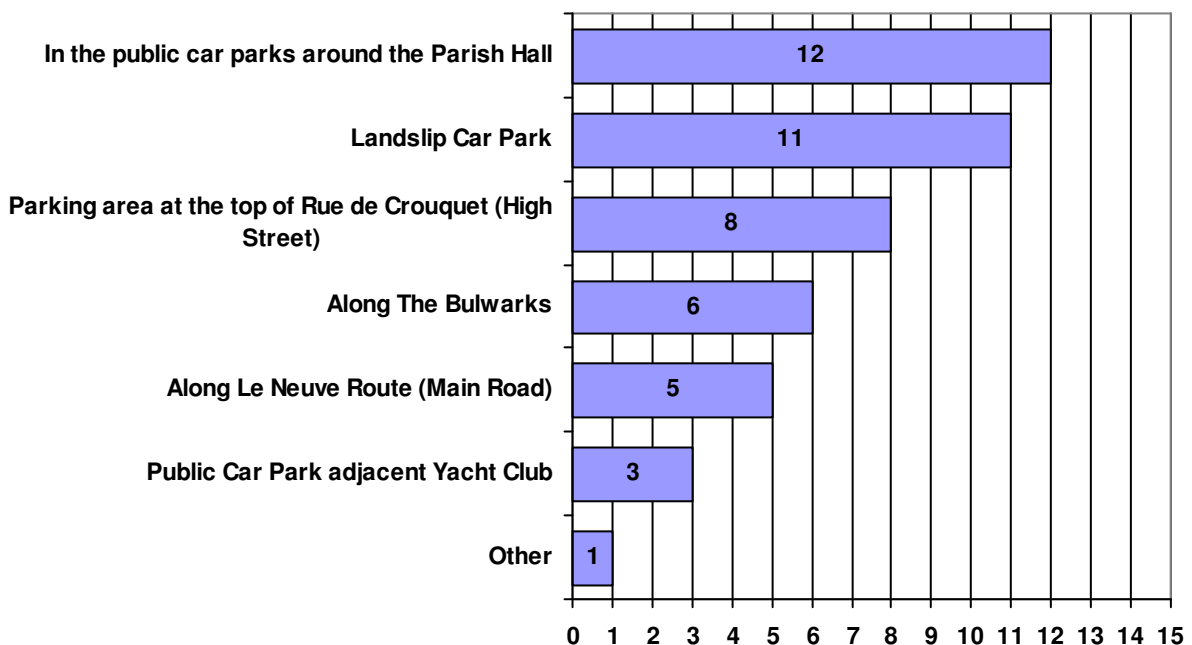


Sample size: 8

**Question 9. If you do not park at your home and you do not rent private parking, where do you park?**

17 respondents replied to this question with most stating that they used more than one location. The graph below details the number of mentions for each parking area that was used.

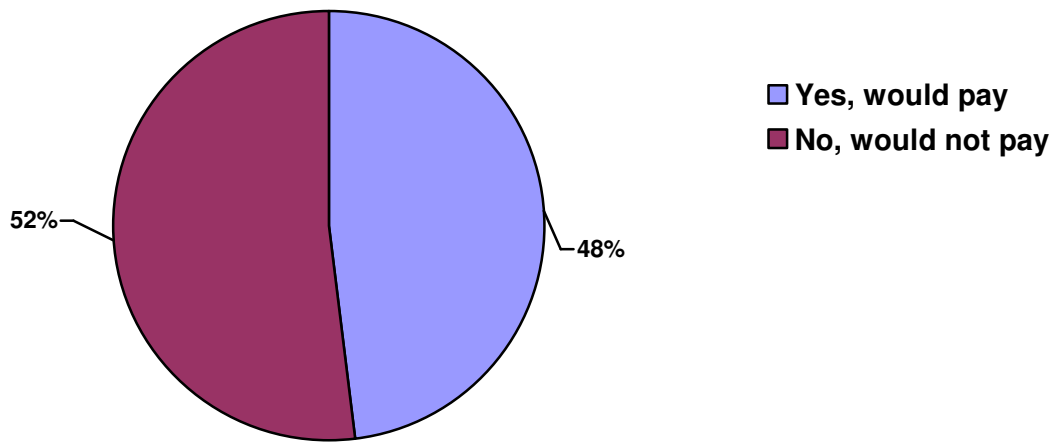
This is a small sample size and caution should be exercised when interpreting this data.



Sample size: 17

**Question 10. Would you pay for a parking space for your own exclusive use?**

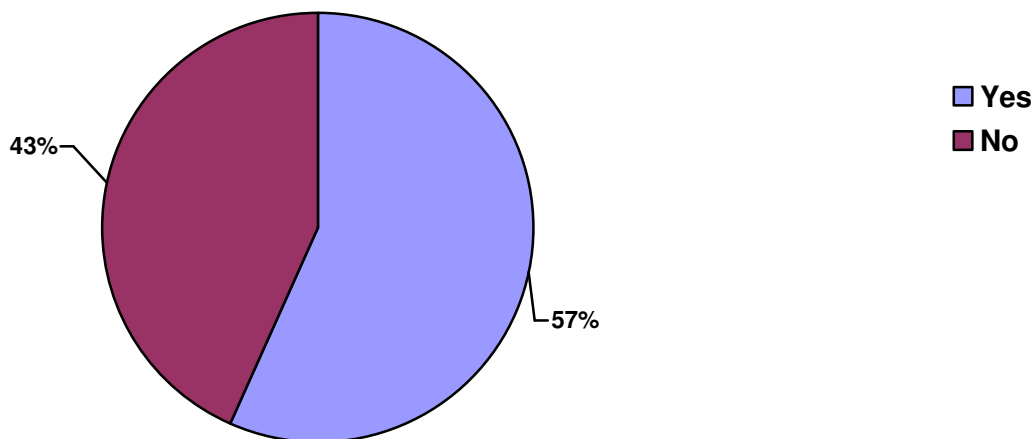
Of the 81 residents surveyed, 54 answered this question with there being almost half (48%) stating that they would pay for an exclusive parking place and just over half (52%) stating that they wouldn't pay.



Sample size: 54

**Question 11. Would you like The Bulwarks to be more pedestrianised?**

Of the 81 residents surveyed, 76 answered this question with there being over half (57%) stating that they would like to see The Bulwarks more pedestrianised and 43% stating that they would not.

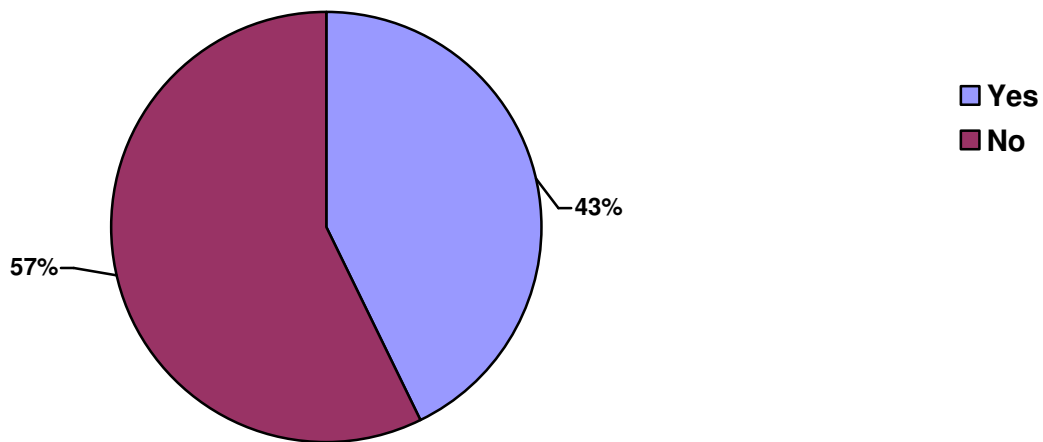


Sample size: 76



**Question 12. Would you like the area in front of The Parish Hall to be completely free from cars?**

Of the 81 residents surveyed, 77 answered this question with there being less than half (43%) stating that they would like to see the area in front of The Parish Hall completely free from cars and 57% stating that they would not.

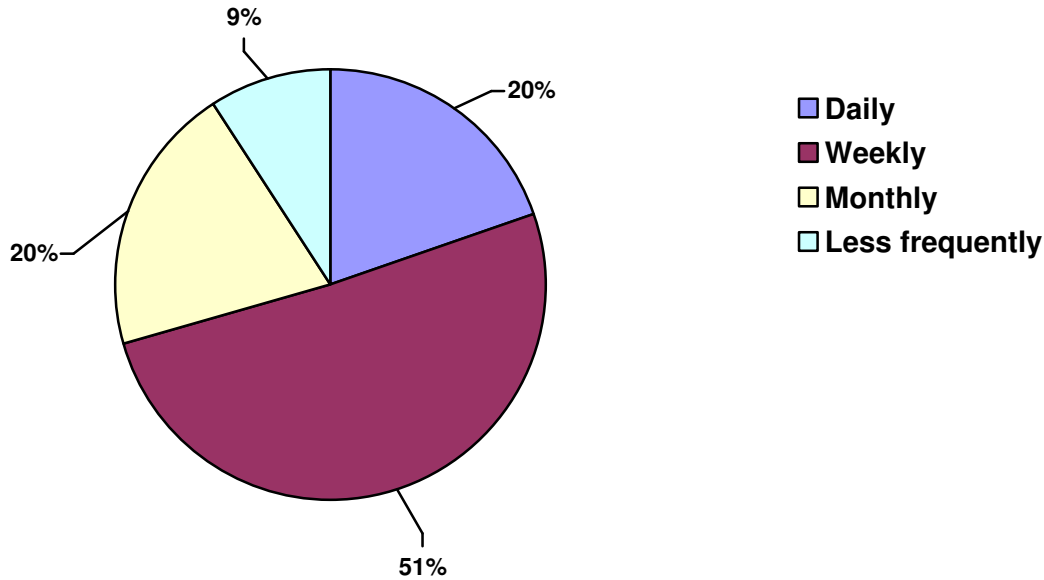


Sample size: 77

## **Section 2** **“Visitors to St. Aubin only”**

### **Question 13. How often do you visit the Village?**

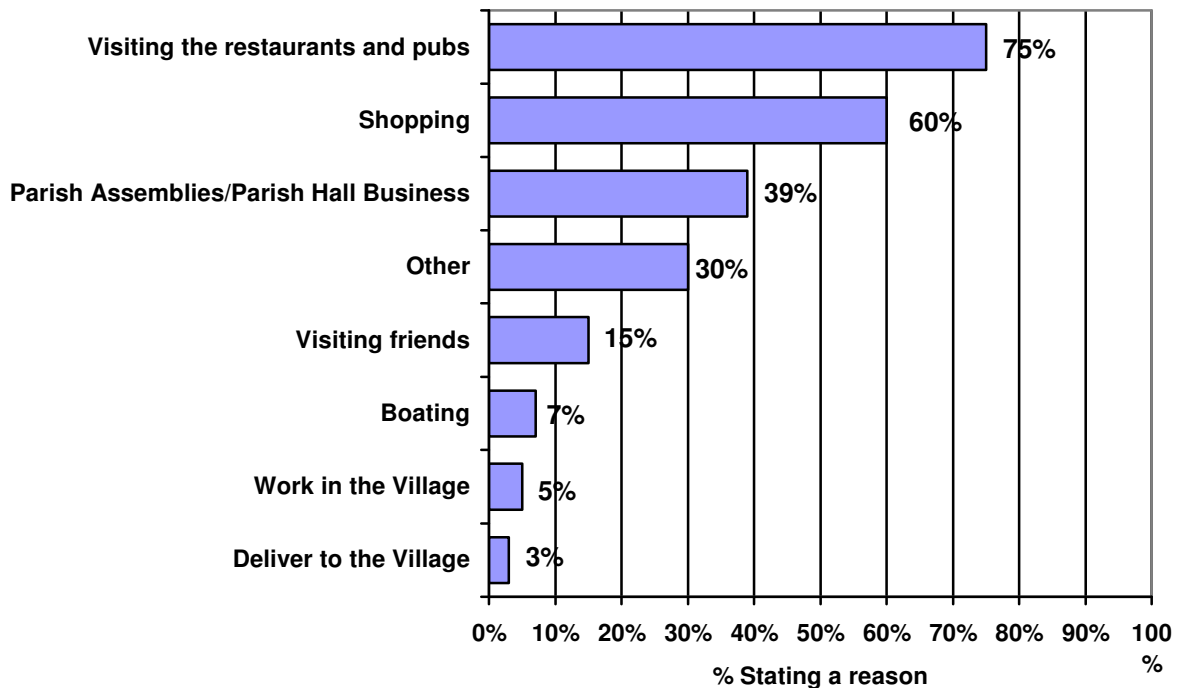
Of the 217 visitors to St Aubin surveyed, 208 answered this question with nearly three quarters of the sample (71%) stating that they visited St Aubin either daily or at least once a week.



Sample size: 208

### **Question 14. Why do you come into the Village?**

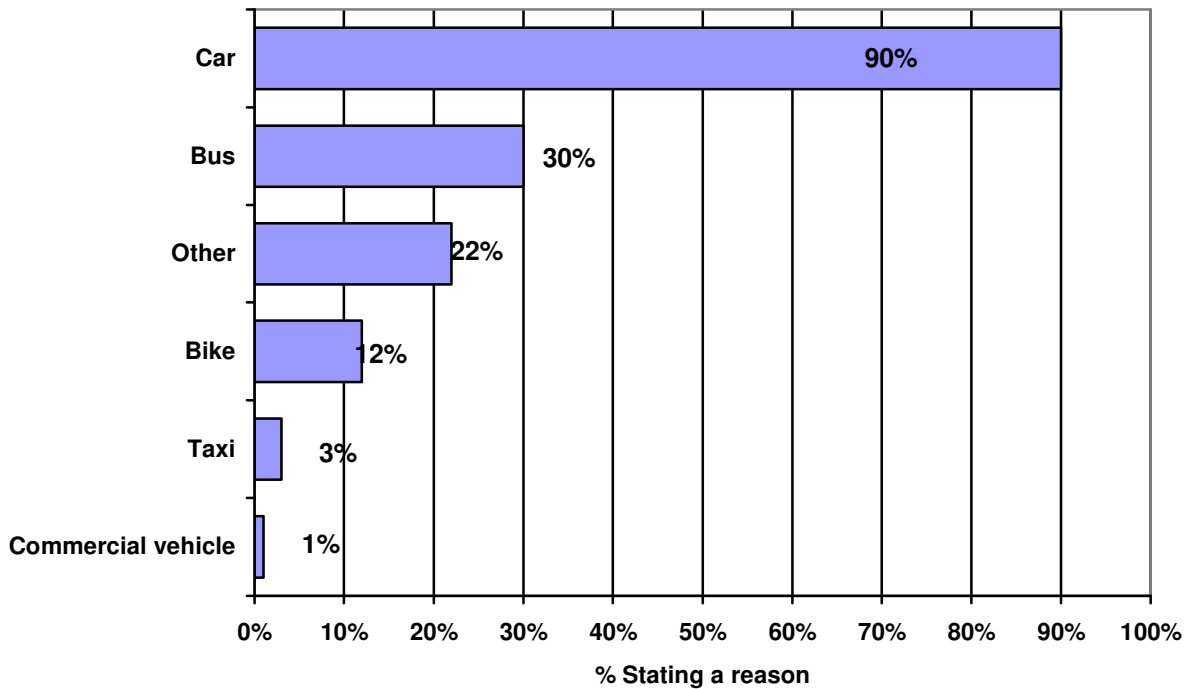
Of the 217 visitors to St Aubin surveyed, 209 answered this question with most respondents giving more than one reason. Three quarters of the sample (75%) stated that they visited the Village to visit the restaurants and pubs and 60% stated shopping as a reason.



Sample size: 209

**Question 15. How do you usually travel into the Village?**

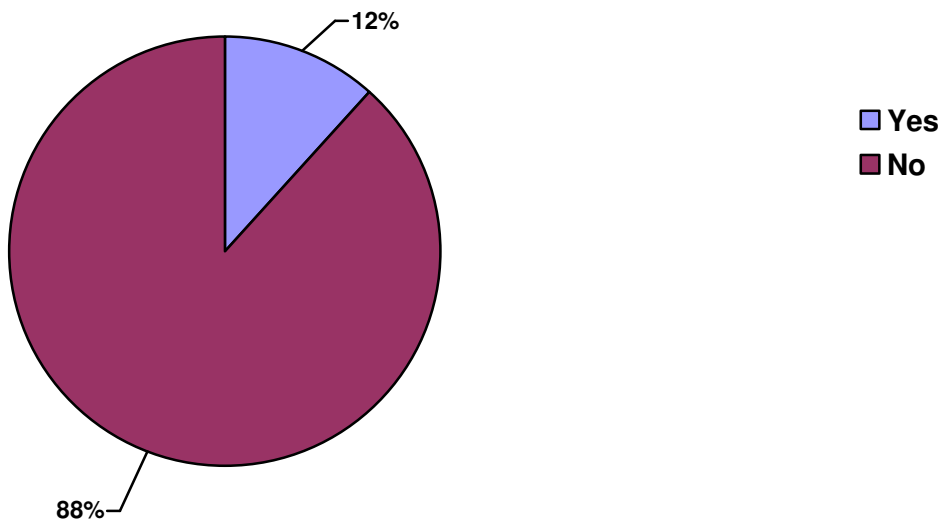
Of the 217 visitors to St Aubin surveyed, 209 answered this question with many respondents giving more than one reason. 90% stated that they used a car, 30% used the bus, and 22% stated "other" (mainly walked).



Sample size: 209

**Question 16. Should all parking in St. Aubin be scratchcards?**

Of the 217 visitors to St Aubin surveyed 179 answered this question, with almost nine in ten answering the question (88%) saying no.



Sample size: 179

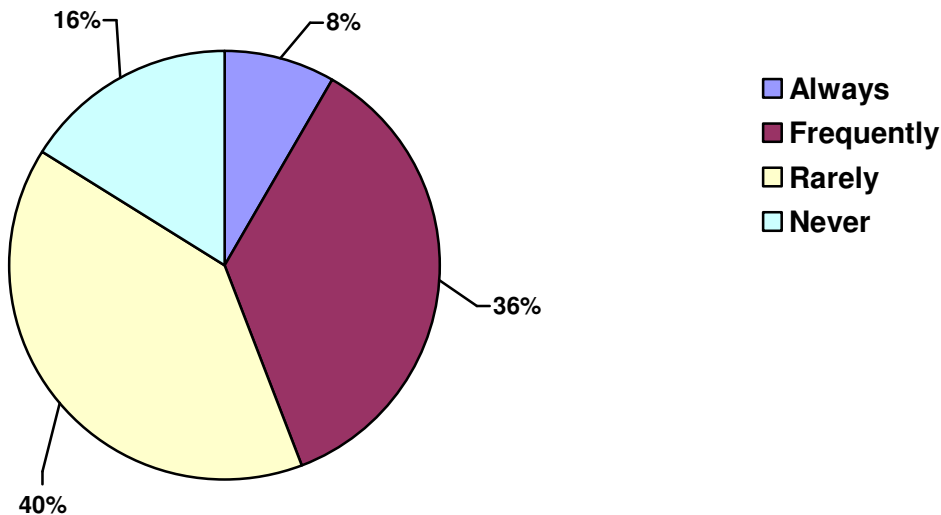
# Section 3

## Residents and Visitors

### Question 18. Do you have problems parking in St. Aubin?

#### All respondents.

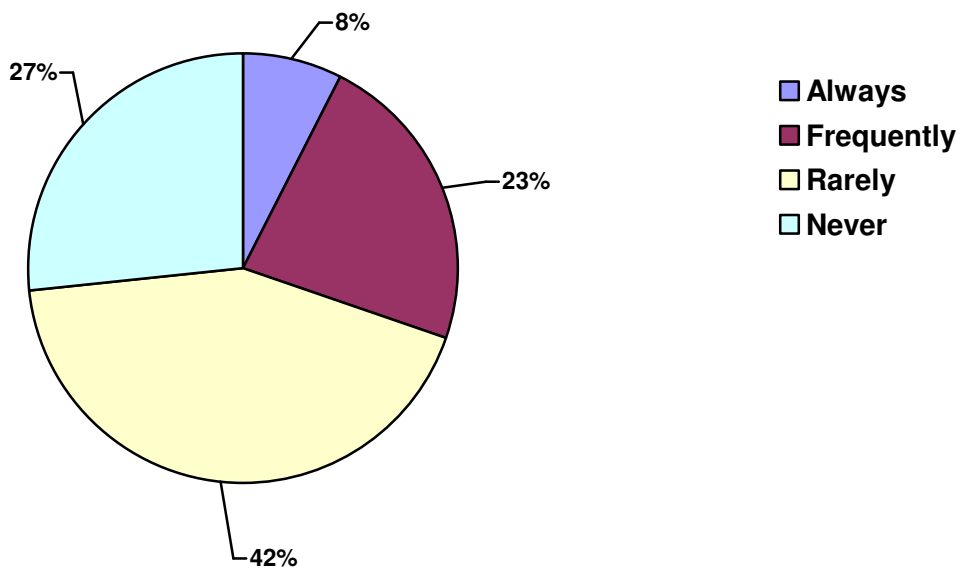
Of the 298 respondents, 285 answered this question with 44% saying that they had parking problems either “Always” (8%) or “Frequently” (36%). 40% of respondents said that they rarely had problems, with 16% saying they never had problems.



Sample size: 285

#### Residents.

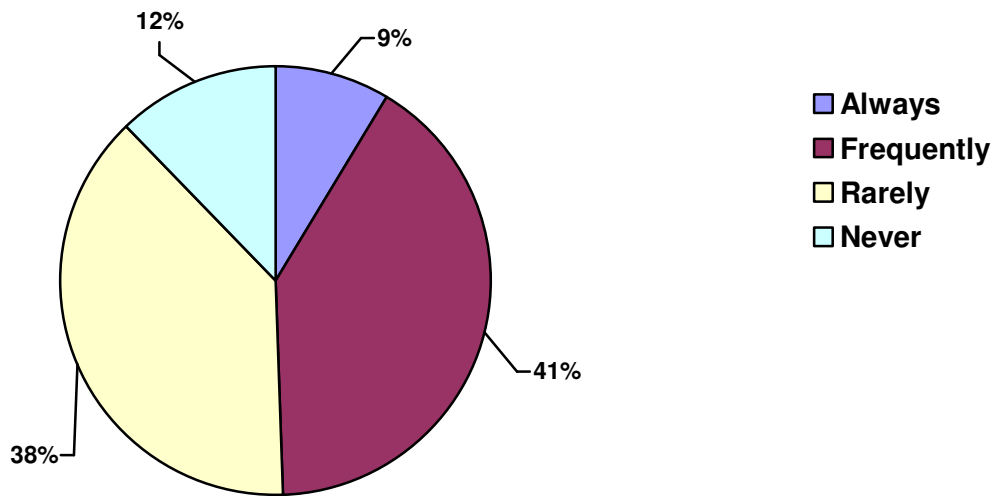
Of the 81 respondents who were residents, 79 answered this question. 31% said that they had parking problems either “Always” (8%) or “Frequently” (23%). 42% of respondents said that they rarely had problems, with 27% saying they never had problems.



Sample size: 79

**Visitors.**

Of the 217 respondents who are visitors, 206 answered this question with 50% saying that they had parking problems either “Always” (9%) or “Frequently” (41%). 38% of respondents said that they rarely had problems, with 12% saying they never had problems.

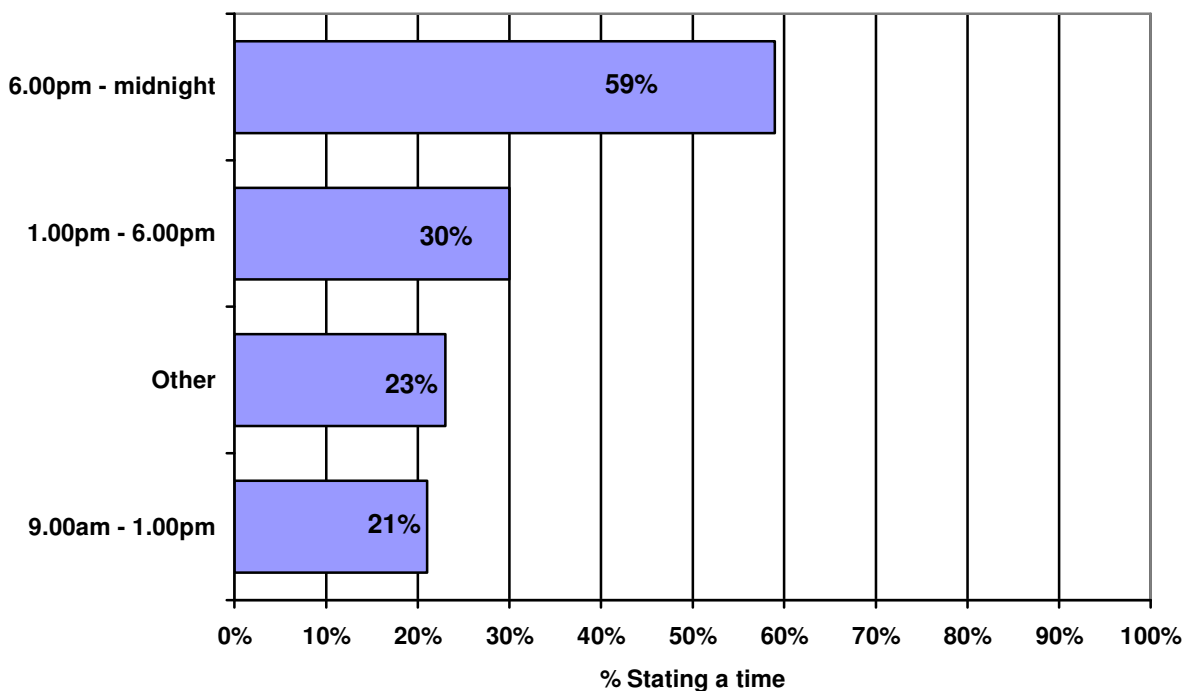


Sample size: 206

**Question 19. Is there any particular time of the day when you have more problems?**

**All respondents.**

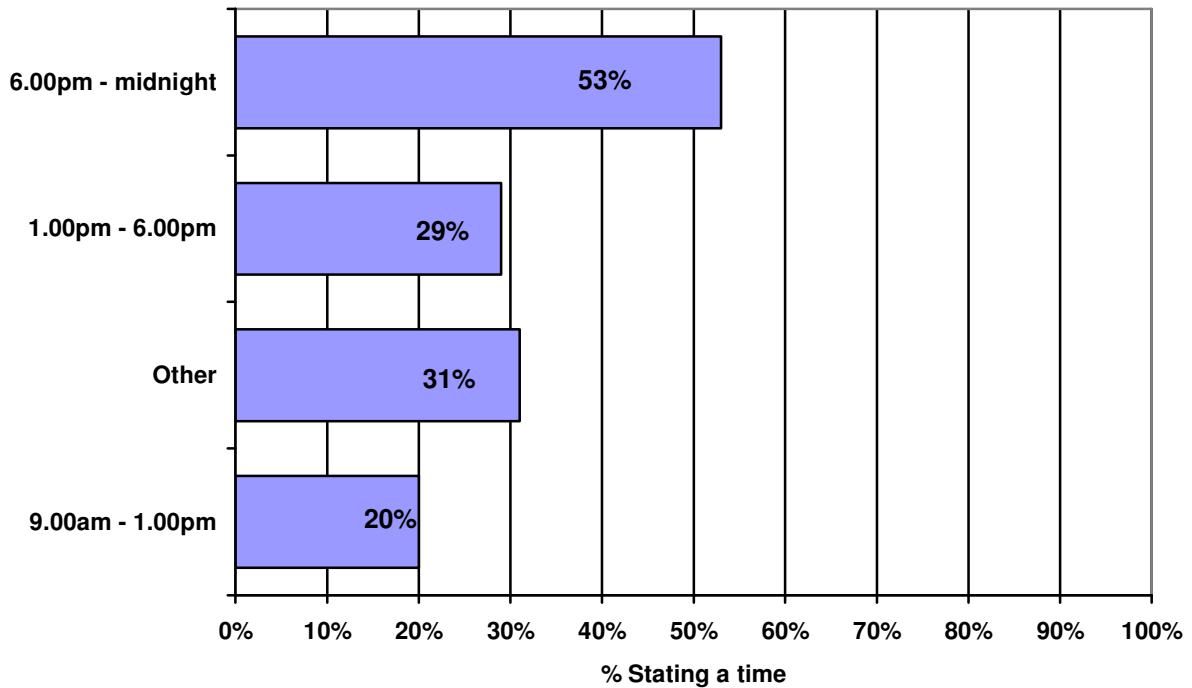
Of the 298 respondents, 198 answered this question with 59% saying that they had parking problems between 6.00pm and midnight. 30% said that they had problems between 1.00pm and 6.00pm and 21% between 9.00am and 1.00pm. 23% gave “other” as an answer with most referring to weekends/evenings/summer rather than any specific time.



Sample size: 198

## Residents

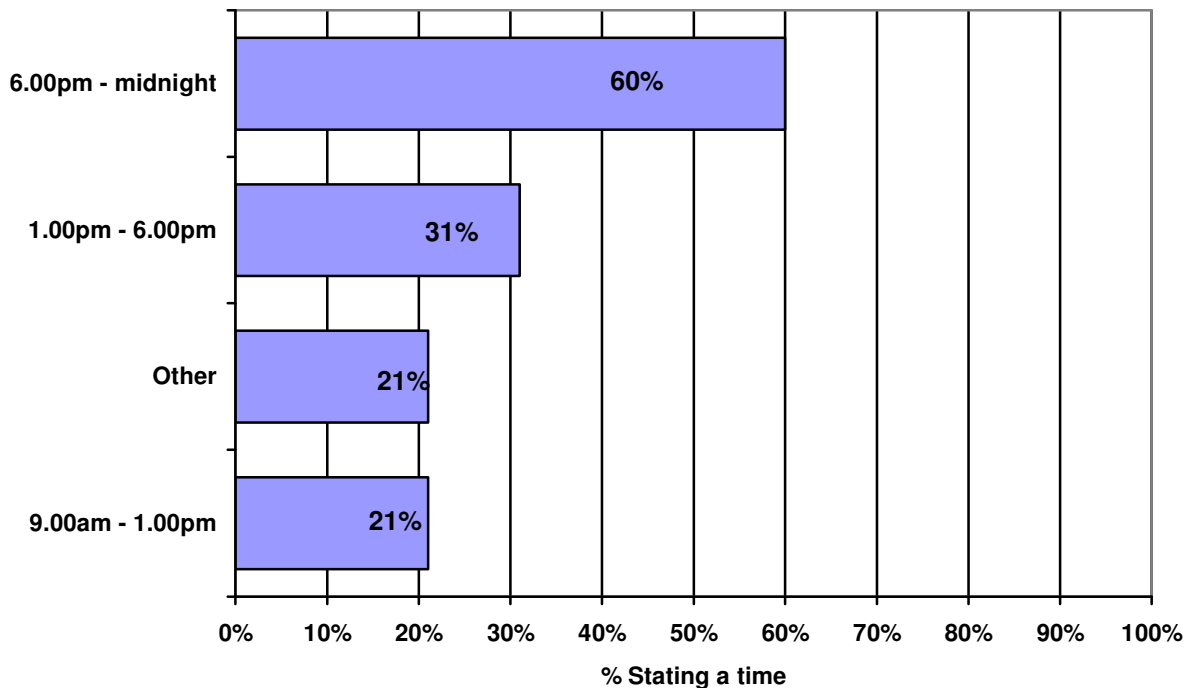
Of the 81 respondents who were residents, 49 answered this question. 53% said that they had parking problems between 6.00pm and midnight. 29% said that they had problems between 1.00pm and 6.00pm and 20% between 9.00am and 1.00pm. 31% gave "other" as an answer, with most referring to weekends/evenings/summer rather than any specific time.



Sample size: 49

## Visitors

Of the 217 respondents who were visitors, 198 answered this question. 60% said that they had parking problems between 6.00pm and midnight. 31% said that they had problems between 1.00pm and 6.00pm and 21% between 9.00am and 1.00pm. 21% gave "other" as an answer with most referring to weekends/evenings/summer rather than any specific time.



Sample size: 198

**Question 20. Is there any particular day of the week when you have more problems?**

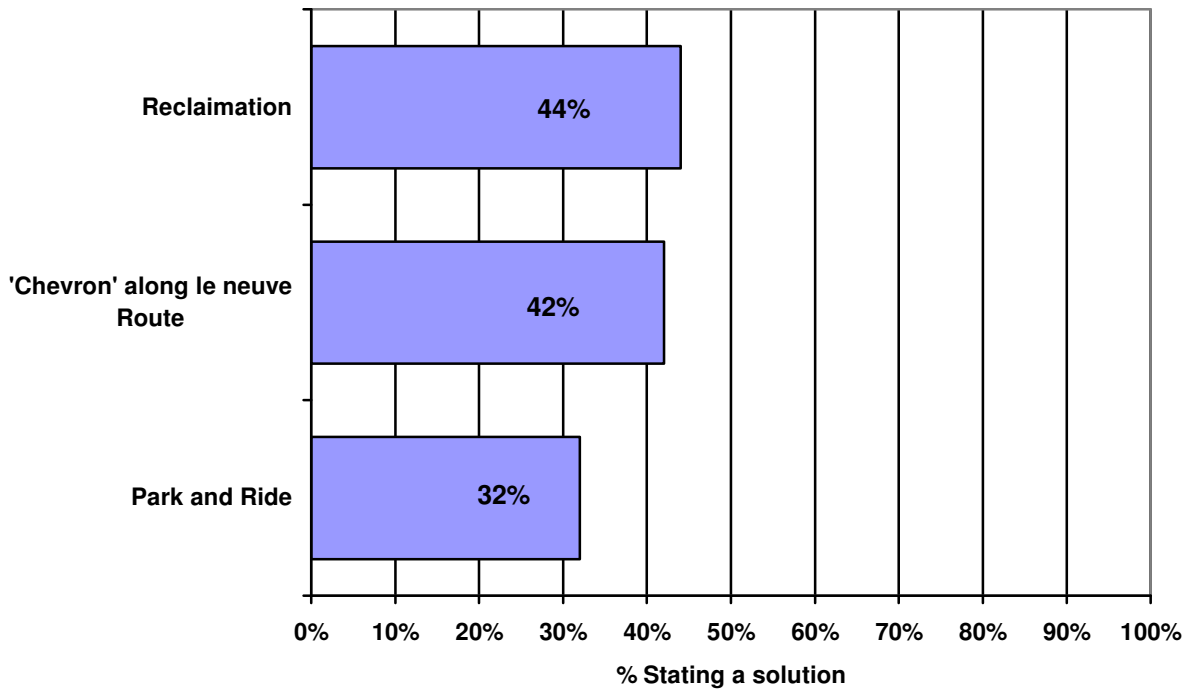
**All respondents.**

Of the 298 respondents, 119 answered this question with nearly all referring to weekends, evenings and the summer as being a problem. A full list is appended – Q 20 appendices.

**Question 21. Would you support any of the proposed solutions to the St. Aubin parking problem?**

**All respondents.**

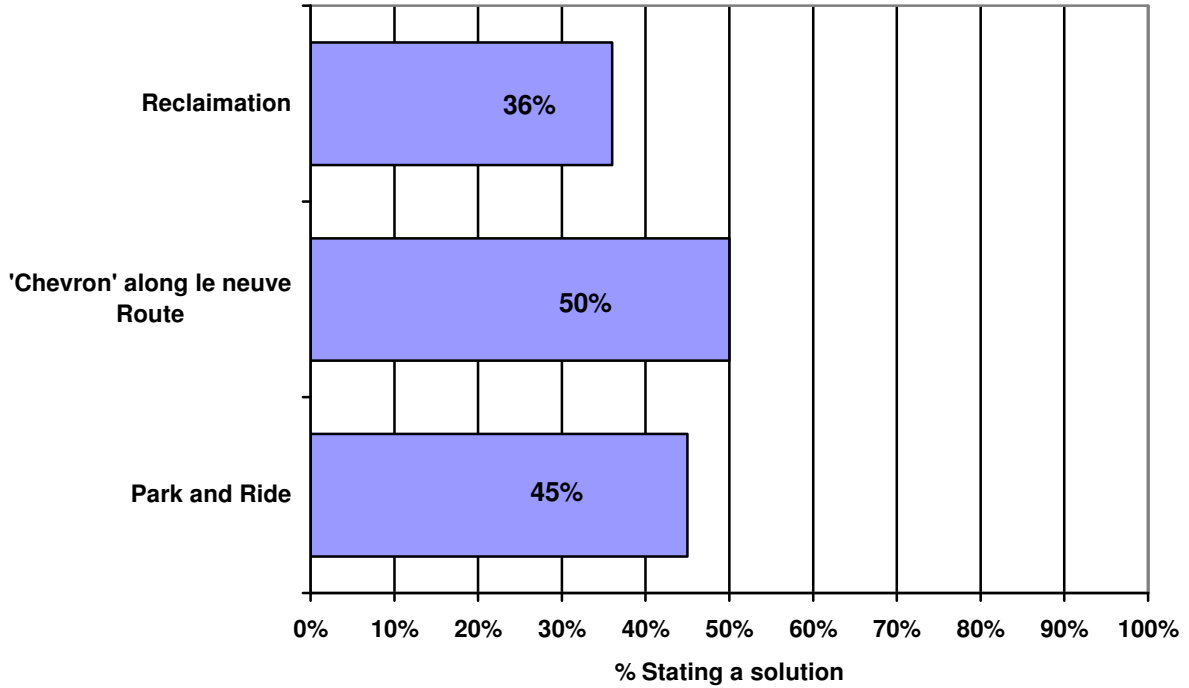
Of the 298 respondents, 294 answered this question with 44% saying that they would support reclamation as a solution to the St. Aubin parking problem, with 42% supporting 'Chevron' parking along Le Neuve Route and 32% supporting Park and Ride.



Sample size: 294

**Residents.**

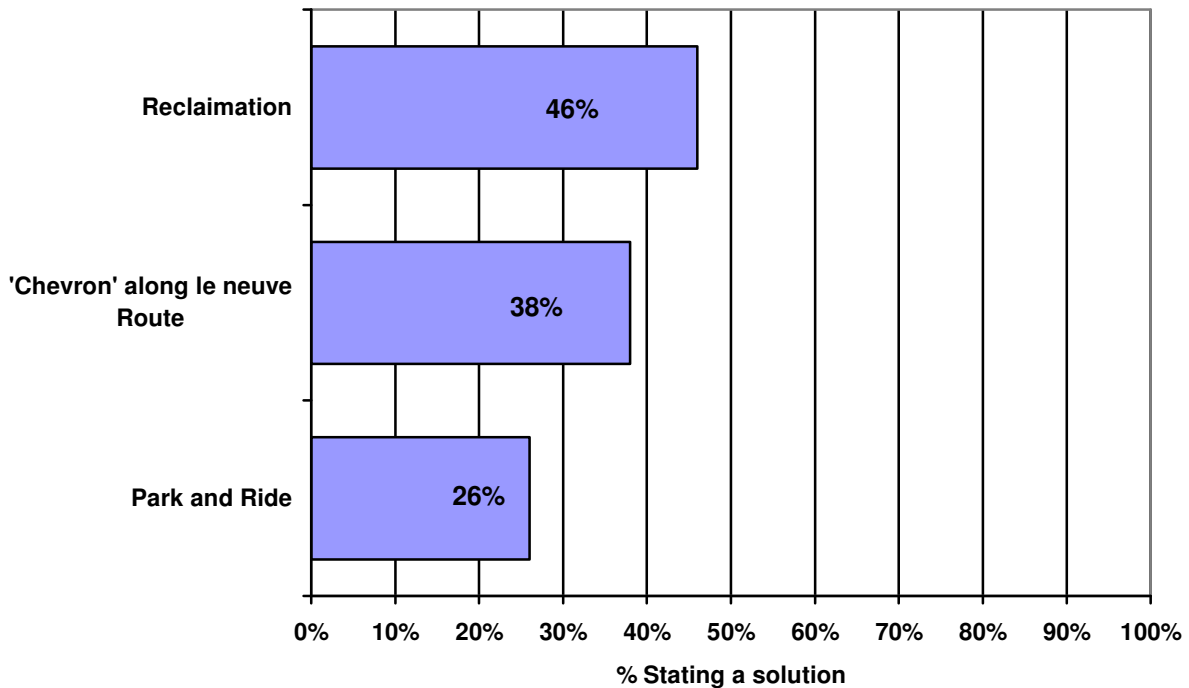
Of the 81 respondents who were residents, 80 answered this question. 36% said that they would support reclamation as a solution to the St. Aubin parking problem, with 50% supporting 'Chevron' parking along Le Neuve Route and 45% supporting Park and Ride.



Sample size: 80

**Visitors.**

Of the 217 respondents who were visitors, 214 answered this question. 36% said that would support reclamation as a solution to the St. Aubin parking problem, with 50% supporting 'Chevron' parking along Le Neuve Route and 45% supporting Park and Ride.



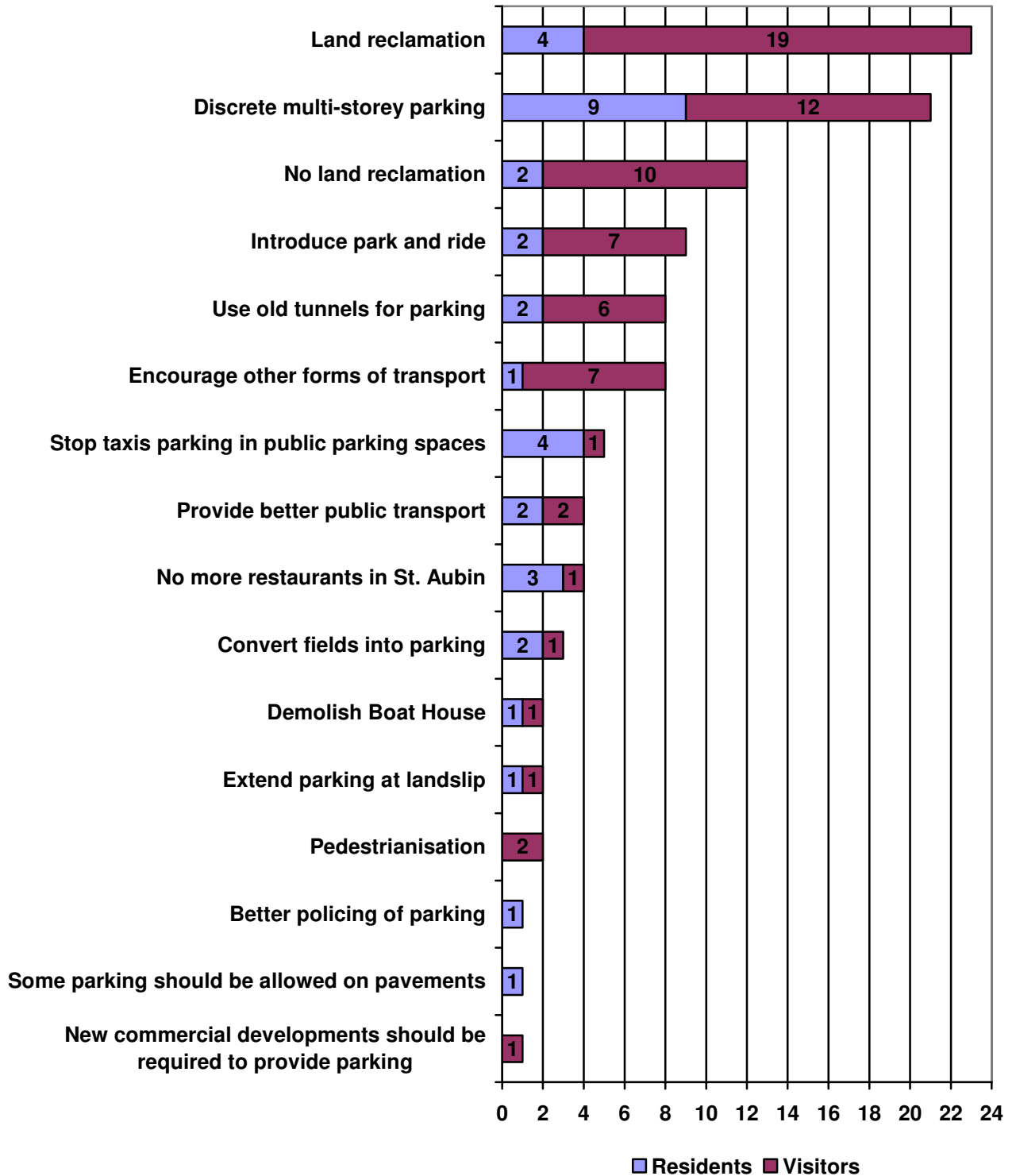
Sample size: 214



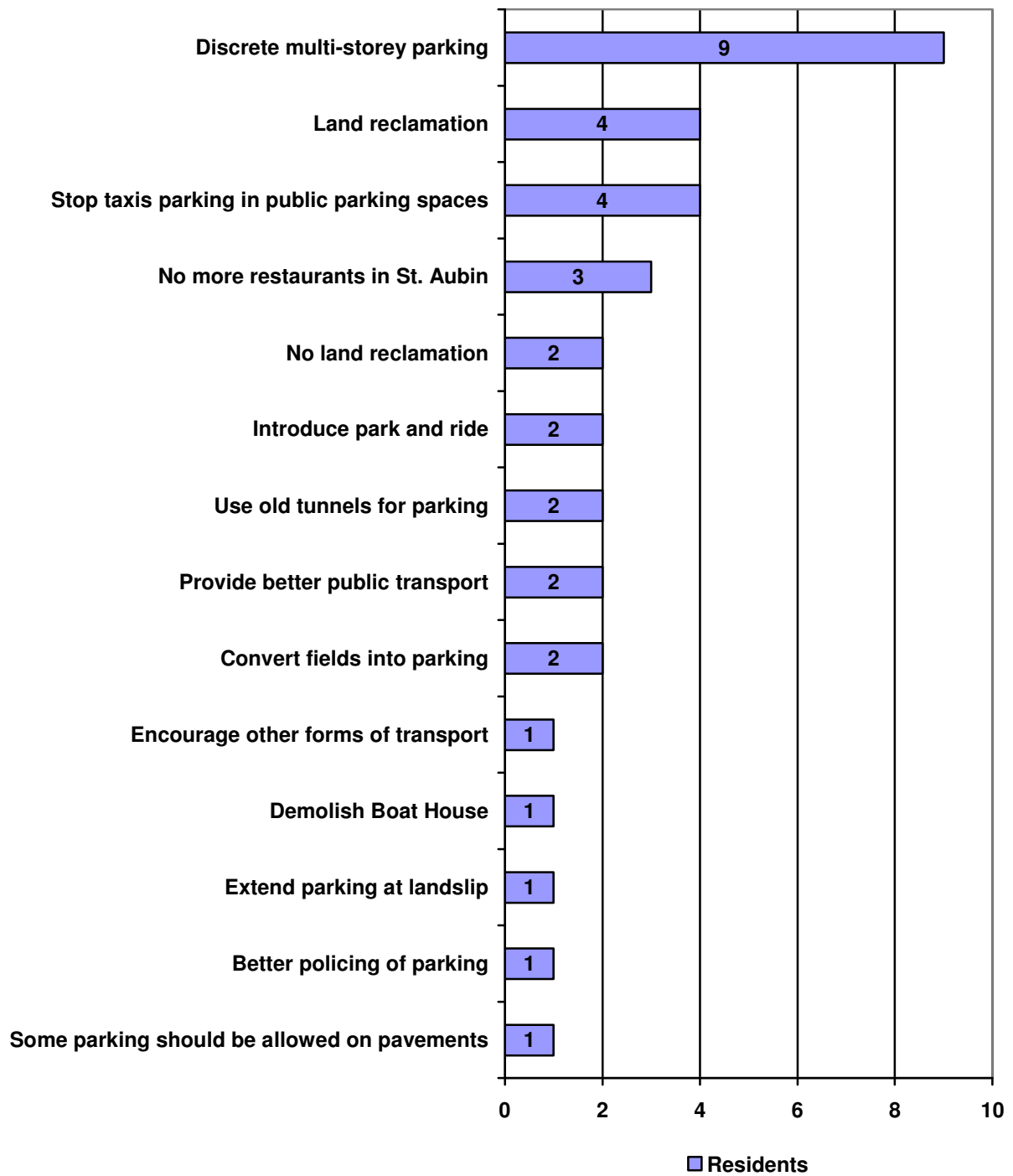
**Question 22. If none of the above (Question 21), can you suggest a solution to the parking problems in St Aubin?**

**All respondents.**

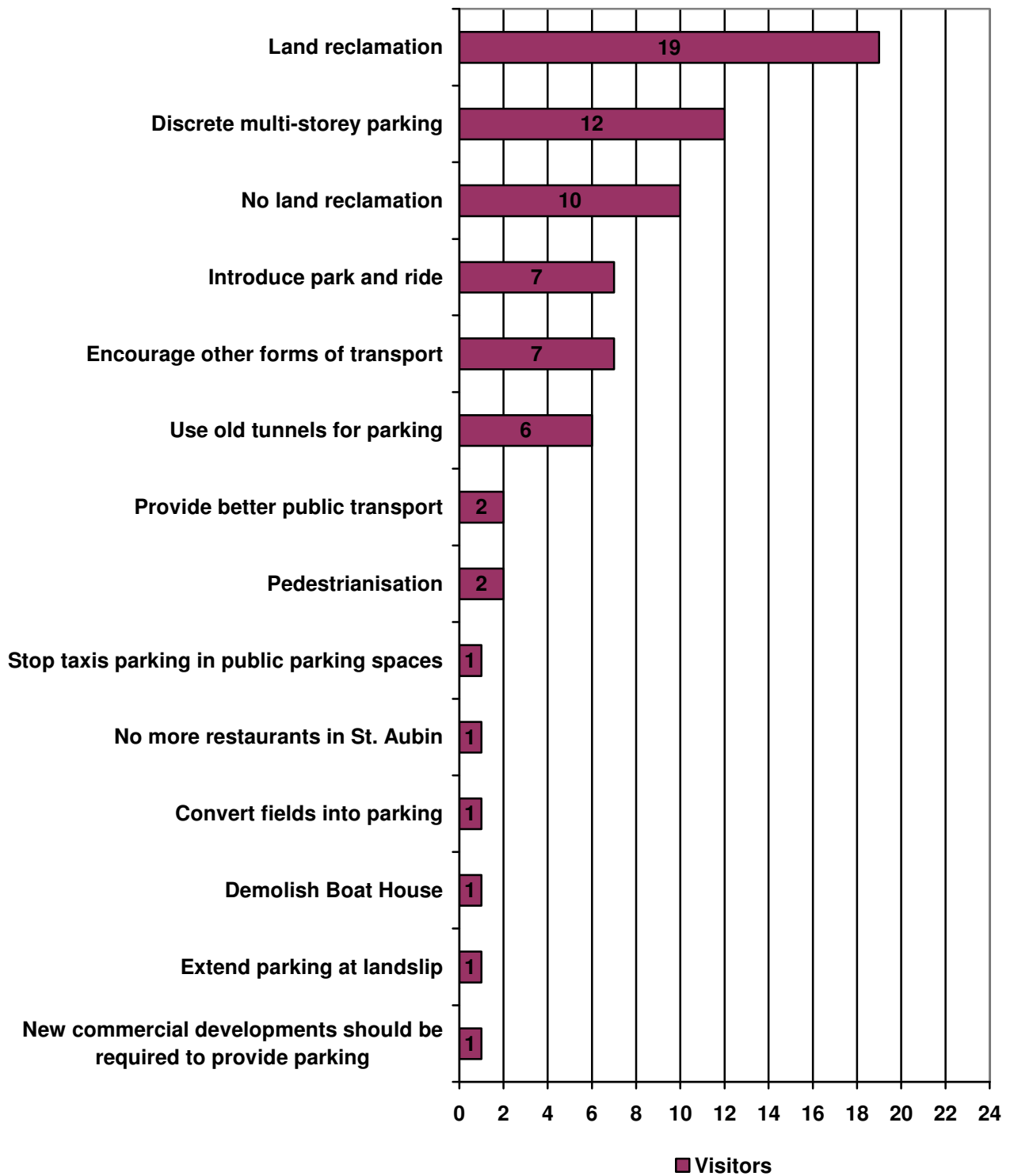
Of the 298 respondents, 94 gave suggestions. First Research read all suggestions and grouped them as detailed in the graphs below. Many of those respondents who completed this question gave several suggestions and the data below refers to the number of times each suggestion was mentioned.



**Residents.**



## Visitors.



Appendices  
**Responses to Question 20**

| Resident Or Visitor | Question 20                                    |
|---------------------|--|
| Resident            | ALL  |
| Resident            | EVERY DAY DURING SUMMER TIME                   |
| Resident            | EVERYNIGHT                                     |
| Resident            | FRI & SAT                                      |
| Resident            | FRI,SAT SUN                                    |
| Resident            | FRI,SAT,&SUN                                   |
| Resident            | FRI/SAT  |
| Resident            | FRI/SAT  |
| Resident            | FRI/SAT NIGHTS                                 |
| Resident            | FRI/SAT NIGHTS                                 |
| Resident            | FRI/SAT NIGHTS                                 |
| Resident            | FRI/SAT SUMMER                                 |
| Resident            | FRI/SAT/SUN EVENINGS DURING SUMMER             |
| Resident            | FRIDAY & SATURDAYS                             |
| Resident            | FRIDAY/SAT                                     |
| Resident            | NIGHT AND WEEKENDS                             |
| Resident            | SAT  |
| Resident            | SAT  |
| Resident            | SAT  |
| Resident            | SAT  |
| Resident            | SAT  |
| Resident            | SAT & SUN                                      |
| Resident            | SATURDAY                                       |
| Resident            | SATURDAY                                       |
| Resident            | SATURDAYS                                      |
| Resident            | SUMMERTIME                                     |
| Resident            | SUMMERTIME SUNDAYS                             |
| Resident            | THURS TO SAT                                   |
| Resident            | WEEKEND EVENINGS                               |
| Resident            | WEEKENDS                                       |
| Resident            | WEEKENDS                                       |
| Resident            | WEEKENDS                                       |
| Resident            | WEEKENDS                                       |
| Resident            | WEEKENDS                                       |
| Resident            | WEEKENDS                                       |
| Resident            | WEEKENDS SUMMER                                |
| Visitor             | ALL EQUALLY                                    |
| Visitor             | ALL THE TIME                                   |
| Visitor             | ANY  |
| Visitor             | EVERY DAY                                      |
| Visitor             | EVERYDAY                                       |
| Visitor             | FR/SAT   |
| Visitor             | FRI  |
| Visitor             | FRI & SAT                                      |
| Visitor             | FRI & SAT                                      |
| Visitor             | FRI & SAT                                      |
| Visitor             | FRI & SAT                                      |
| Visitor             | FRI & SAT EVENINGS                             |
| Visitor             | FRI & SAT WEEKENDS                             |
| Visitor             | FRI SAT NIGHTS                                 |
| Visitor             | FRI,SAT,& SUN                                  |
| Visitor             | FRI/SAT  |
| Visitor             | FRI/SAT  |
| Visitor             | FRI/SAT  |
| Visitor             | FRI/SAT  |
| Visitor             | FRI/SAT  |
| Visitor             | FRI/SAT  |
| Visitor             | FRI/SAT EVENING                                |
| Visitor             | FRI/SAT EVENINGS                               |
| Visitor             | FRI/SAT/SUN                                    |
| Visitor             | FRIDAY   |
| Visitor             | FRIDAY   |
| Visitor             | FRIDAY A.M                                     |
| Visitor             | FRIDAY/SAT EVENINGS                            |
| Visitor             | MAINLY IN SUMMER                               |
| Visitor             | MARKET DAYS                                    |
| Visitor             | MARKET DAYS,SATURDAYS & WEEKENDS IN THE SUMMER |
| Visitor             | MOST WEEKDAYS AND ESPECIALLY SUNDAY            |
| Visitor             | SAME PROBLEMS ALL THE TIME                     |
| Visitor             | SAT  |